

# BY-LAW RESPECTING TRANSPORTATION DUES REGARDING THE RÉSEAU EXPRESS MÉTROPOLITAIN

## APPLICATION GUIDE

*Edition: February 7th, 2026*

*By-law effective May 1, 2018*

*By-law to amend the By-law respecting transportation dues regarding the Réseau express métropolitain effective August 27, 2020*

Ed11\_20260207

*Guide to the Application of the By-law respecting transportation  
dues regarding the Réseau express métropolitain*

# Table of contents

|  |            |
|--|------------|
| <b>TABLE OF CONTENTS .....</b>   | <b>I</b>   |
| <b>TABLES AND FIGURES .....</b>  | <b>III</b> |
| <b>CHANGES SINCE THE PREVIOUS EDITION.....</b>   | <b>IV</b>  |
| <b>1 CONTEXT .....</b>   | <b>1</b>   |
| <b>2 PURPOSE OF THE GUIDE .....</b>  | <b>2</b>   |
| <b>3 OVERVIEW OF TRANSPORTATION DUES .....</b>   | <b>3</b>   |
| 3.1 Overview.....  | 3          |
| 3.2 Key elements to ascertain the applicability of the transportation dues.....                | 3          |
| <b>4 WHERE DO THE TRANSPORTATION DUES APPLY? .....</b>   | <b>5</b>   |
| 4.1 Delineation of the transportation dues zones .....   | 5          |
| 4.2 Typical examples relating to localisation .....  | 6          |
| 4.2.1 Work in respect of a building located wholly or partly in a transportation dues zone ... | 6          |
| 4.2.2 Work in respect of a building located in more than one municipality or borough .....     | 7          |
| 4.3 Questions and Answers .....  | 8          |
| <b>5 WHICH WORK IS SUBJECT TO THE BY-LAW?.....</b>   | <b>9</b>   |
| 5.1 Transportation dues to be paid .....   | 9          |
| 5.2 Types of work set out in the by-law .....  | 10         |
| 5.2.1 Classes of use set out in Schedule D .....   | 11         |
| 5.3 Applicability of the by-law .....  | 14         |
| 5.3.1 Minimum thresholds.....  | 14         |
| 5.3.2 Determination of the value of the work .....   | 15         |
| 5.3.3 Aggregation of prior work.....   | 15         |
| 5.4 Questions and Answers .....  | 19         |
| <b>6 HOW IS THE AMOUNT OF THE TRANSPORTATION DUES CALCULATED? .....</b>                        | <b>20</b>  |
| 6.1 Determination of the floor area.....   | 20         |
| 6.2 Questions and Answers .....  | 24         |
| <b>7 WHEN ARE THE TRANSPORTATION DUES COLLECTED? .....</b>                                     | <b>25</b>  |
| 7.1 Questions and Answers .....  | 25         |
| <b>8 HOW MUCH ARE THE TRANSPORTATION DUES? .....</b>   | <b>26</b>  |
| 8.1 Formula for calculating the amount of transportation dues .....                            | 26         |
| 8.2 Rate of transportation dues.....   | 26         |
| 8.3 Progressive application of the rate of transportation dues .....                           | 28         |
| 8.4 Questions and Answers .....  | 28         |

|           |   |           |
|-----------|---|-----------|
| <b>9</b>  | <b>WHO PAYS THE TRANSPORTATION DUES?</b>                              | <b>29</b> |
| 9.1       | Who pays the transportation dues                                      | 29        |
| 9.2       | Who is exempted   | 30        |
| 9.3       | Mixed-use buildings   | 31        |
| 9.3.1     | When an exempt entity occupies a building whose owner is not exempted | 31        |
| 9.3.2     | When a non-exempt entity occupies a building whose owner is exempted  | 32        |
| 9.4       | Questions and Answers   | 33        |
| <b>10</b> | <b>OTHER PROVISIONS</b>   | <b>34</b> |
| 10.1      | Obligations of municipalities   | 34        |
| 10.1.1    | The collection of transportation dues                                 | 34        |
| 10.1.2    | Remittance of transportation dues to the ARTM                         | 34        |
| 10.2      | Penal provisions  | 35        |
| 10.3      | Questions and Answers   | 35        |
|           | <b>APPENDIX 1 – BY-LAW STRUCTURE</b>                                  | <b>36</b> |
|           | <b>APPENDIX 2 – QUICK REFERENCE CHECKLIST</b>                         | <b>37</b> |

## Tables and figures

### Figures

|  |    |
|--|----|
| Figure 4.1. Applicability of transportation dues based on the localisation of a building in respect of which work of a type set out in the By-law is carried out ..... | 6  |
| Figure 4.2. Building located in the territory of more than one municipality or borough .....   | 7  |
| Figure 5.1. Hypothetical impact of previous work on the applicability threshold .....  | 18 |
| Figure 6.1. Floor areas (erection of a building) .....   | 20 |
| Figure 6.2. Floor areas (reconstruction of a building) .....   | 21 |
| Figure 6.3. Floor areas (building reconstruction following fire damage) .....  | 21 |
| Figure 6.4. Floor area (building expansion) .....  | 22 |
| Figure 6.5. Floor area (redevelopment work in connection with a change in use) .....   | 22 |
| Figure 6.6. Outdoor floor area – Example 1 .....   | 23 |
| Figure 6.7. Outdoor floor area – Example 2 .....   | 23 |
| Figure 9.1. An exempt entity occupying a building owned by a non-exempt entity .....   | 31 |
| Figure 9.2. A non-exempt entity occupies a building owned by an exempt entity .....  | 32 |

### Tables

|  |    |
|--|----|
| Table 5.1. Applicability of transportation dues according to value of and floor area covered by work ..... | 14 |
| Table 5.2. Hypothetical impact of previous work on the applicability threshold .....                       | 17 |
| Table 8.1. Rate of transportation dues by station .....  | 27 |
| Table 10.1. Dates of remittance of transportation dues to the ARTM .....                                   | 35 |
| Table 10.2. Additional amounts applicable to fines .....   | 35 |

## Changes since the previous edition

This edition of the application guide replaces all previous editions.

The following table contains the modifications made since the first edition of the guide.

| Edition | Section                 | Changes   | Page  |
|---------|-------------------------|---|-------|
| 2       | 4.2.1                   | Replacement of the term "development work" with the term "redevelopment work" as written in the By-law.   | 7     |
|         | 6.1                     |   | 22    |
|         | 5.1                     | Clarification that any request for reimbursement of the transportation dues must be addressed to the municipality that issued the permit.   | 10    |
|         | 5.3.3                   | Clarification of the definition of "last authorization" for the purposes of Section 9 of the By-law.  | 15    |
|         |                         | Replacement of the term "Application" with "Permit" in Figure 5.1. This illustrates that for the purposes of By-law Section 9, the assessment of previous work must take into account the issuance date of the permit(s). | 18    |
|         | 9.1                     | Addition of a note regarding refunds. In the eventuality of a refund, the sum(s) will be paid to the person or the entity indicated on the bank draft, unless a power of attorney authorizes payment to third party.      | 29    |
|         | 9.2                     | Correction of the hyperlink towards the list of community action organizations that receive funding from a government department or an agency.  | 30    |
|         | Appendix 2              | Removal of the mention that Schedule E must be completed, if the work is not a type of work set out the By-law.   | 36    |
| 3       | Throughout the document | Correction of spelling and grammar mistakes.  |       |
|         | 7.1                     | Indexation of the rate for 2019   | 25    |
|         | 8.2                     |   | 27    |
|         | 5.3.1                   | Indexation of the value of the work threshold for 2019  | 14    |
|         | 8.2                     |   | 27    |
| 4       | Appendix 2              |   | 36    |
|         | 7.1                     | Indexation of the rate for 2020   | 25    |
|         | 8.2                     |   | 27    |
|         | 5.3.1                   | Indexation of the value of the work threshold for 2020  | 14    |
|         | 8.2                     |   | 27    |
| 5       | Appendix 2              |   | 36    |
|         | 5.2                     | Modification of the classes of use  | 11-14 |
|         | 6.1                     | Modification of the number of classes of use (reduction from 8 to 5 classes)  | 23    |
|         |                         |   | 38    |
|         | 4                       | Modification of the zones   | 5     |
| 6       | 8.2                     |   | 28    |
|         | 5.3.2                   | Modification of the article 5   | 16    |
|         | 7.1                     | Indexation of the rate for 2021   | 26    |
|         | 8.2                     |   | 28    |
|         | 5.3.1                   | Indexation of the value of the work threshold for 2021  | 15    |
| 7       | 8.2                     |   | 28    |
|         | Appendix 2              |   | 38    |
|         | 7.1                     | Indexation of the rate for 2022   | 26    |
|         | 8.2                     |   | 28    |
|         | 5.3.1                   | Indexation of the value of the work threshold for 2022  | 15    |
| 8       | 8.2                     |   | 28    |
|         | 5.3.1                   | Indexation of the value of the work threshold for 2023  | 15    |

|    |                            |  |                |
|----|----------------------------|--|----------------|
|    | 8.2<br>Appendix 2          |  | 28<br>38       |
| 9  | Front cover                | Modification of ARTM office street address   |                |
|    | 5.2                        | Replaced article "36.2 " by "36.0.1 " in the reference to the <i>Loi sur le ministère de l'Agriculture, des Pêcheries et de l'Alimentation</i> to ensure compliance. | 11             |
|    | 7.1<br>8.2                 | Indexation of the rate for 2024  | 26<br>28       |
|    | 5.3.1<br>8.2<br>Appendix 2 | Indexation of the value of the work threshold for 2024   | 15<br>28<br>38 |
|    | 8.4                        | Correction of spelling and grammar mistakes.   | 29             |
|    | Appendix 2                 | Addition of a note regarding the need to validate owner status when an applicant is on the list of entities exempted from paying transportation dues.                | 38             |
| 10 | 7.1<br>8.2                 | Indexation of the rate for 2025  | 26<br>28       |
|    | 5.3.1<br>8.2<br>Appendix 2 | Indexation of the value of the work threshold for 2025   | 15<br>28<br>38 |
|    |                            |  |                |
| 11 | 7.1<br>8.2                 | Indexation of the rate for 2026  | 26<br>28       |
|    | 4.1                        | Clarification regarding the list of lots included wholly or partly within each zone subjected to the transportation dues   | 5              |
|    | 5.3.1<br>8.2<br>Appendix 2 | Indexation of the value of the work threshold for 2026   | 14<br>27<br>37 |
|    | 6.1                        | Clarification regarding the determination of the location of any building situated in a zone subjected to the transportation dues                                    | 20             |
|    |                            |  |                |

The ARTM thanks all those whose questions and comments have contributed to the improvement of this guide.

# 1 Context

On September 27, 2017, Quebec's National Assembly passed the *Act respecting the Réseau électrique métropolitain* (LQ 2017, c. 17) (hereafter referred to as the **Act respecting the REM**). This legislation mainly modifies the *Act respecting the Autorité régionale de transport métropolitain* (CQLR, c. A-33.3) (hereafter referred to as the **Act respecting the ARTM**) to allow for the introduction of transportation dues.

The [By-law respecting transportation dues regarding the Réseau express métropolitain](#) (hereafter referred to as the **By-law**) is a by-law of the *Autorité régionale de transport métropolitain* (hereafter the **ARTM**) that was enacted by the *Minister of Transport, Sustainable Mobility and Transport Electrification* by means of a ministerial decree (Order #2018-04 dated March 22, 2018) and published in the *Gazette officielle du Québec* on April 4, 2018. This ministerial decree sets May 1, 2018 as the date on which the By-law comes into force.

Municipalities are primarily responsible for the application of the By-law and the collection of the transportation dues.

Several of the parameters of the By-law are prescribed by, or derived from, the Act respecting the ARTM, most notably with respect to the definition of zones which are subject to the transportation dues, the minimum thresholds and the types of work that are subject to the transportation dues.

## Key Facts

The By-law is not:

- A land-use planning or management tool
- A by-law derived from the Act respecting land use planning and development
- A by-law relating to municipal taxation

The By-law is:

- A tool used to finance public transportation infrastructure
- A by-law that applies independently from by-laws adopted pursuant to the Act respecting land use planning and development



## 2 Purpose of the guide

This application guide to the By-law respecting transportation dues regarding the Réseau express métropolitain is a tool which the ARTM makes available to municipal administrations involved in the application of the By-law, in order to facilitate its application.

This application guide is a tool meant to assist municipal administrations responsible for the application of the By-law and the collection of the transportation dues applicable to work subject to the payment of dues carried out on their respective territory.

This application guide has no legal value. The provisions of the By-law and those of the Act respecting the ARTM, of the Act respecting the REM and of other applicable laws, regulations and by-laws are the only provisions which have force of law.

The objective of this application guide is to facilitate the By-law's application. Its purpose is to list in a single document the key provisions and information relevant to the application of the By-law. It is not exhaustive and does not modify, limit or expand to the provisions, requirements, constraints, conditions or parameters of the By-law, the Act respecting the ARTM, the Act respecting the REM. Note that in the event of contradiction between this document and the By-law, the Act respecting the ARTM or the Act respecting the REM, or any other law, regulation or by-law, the latter have precedence.

This application guide refers to certain provisions of the By-law, the Act respecting the ARTM and the Act respecting the REM. These references may be a vulgarization or simplification of the provisions' wording, to assist the reader in better understanding the text. They do not affect in any way the application or interpretation of these provisions.

This application guide is translated from French. In the event of discrepancies between the English and the French editions of this application guide, the French edition prevails.

## 3 Overview of transportation dues

### 3.1 OVERVIEW

The main purpose of the By-law is to enact transportation dues relating to the public transport infrastructure project known as the Réseau express métropolitain, or REM.

The transportation dues are a tool to finance this public transport infrastructure. The amounts collected by municipalities on account of transportation dues are remitted to the ARTM, which will in turn remit them to the operator of the REM, until the financing target determined in compliance with the provisions of the Act respecting the REM is achieved.

Transportation dues are collected with respect to work of the type set out in the By-law and which is carried out in the zones subjected to the transportation dues, corresponding to a given radius around REM stations.

The amount of the transportation dues with respect to work subject to the payment of dues is calculated by multiplying the rate of the transportation dues set out in the By-law by the floor area of the work subject to the payment of dues.

### 3.2 KEY ELEMENTS TO ASCERTAIN THE APPLICABILITY OF THE TRANSPORTATION DUES

Work is subject to the transportation dues if:

- it is carried out in respect of a building wholly or partly situated in a zone subjected to the transportation dues;
- it is of a type set out in the By-law;
- its value exceeds the minimum threshold set out in the Act respecting the ARTM;
- it relates to a floor area that is equal to, or greater than, the minimum threshold set out in the Act respecting the ARTM.

The Act respecting the ARTM provides for certain exceptions. Moreover, the By-law contains provisions governing the determination of the value and floor area of the work, which are detailed in the following sections of this guide.

This application guide proposes a method for applying the By-law to determine whether work is subject to the payment of transportation dues, using the following steps:

- **Zones:** Is the work being carried out in respect of a building wholly or partly situated in a zone subjected to the transportation dues?
- **Types of work:** Is the work of a type set out in the By-law?
- **Value of work:** Does the value of the work exceed the applicable threshold?
- **Floor area:** Does the work relate to a floor area equal, or greater than, the applicable threshold?

Subject to the particular provisions set out in Section 5.3.3 regarding the aggregation of prior work, if the answer to the questions in any of these steps is negative, the work is not subject to the payment of transportation dues.

It is nevertheless important that permit applicants fill out the declaration set out at Schedule E, or the “Formulaire relatif à la redevance” if required by the municipality, whenever work of a type set out in the By-law is carried out in respect of a building wholly or partly situated in a zone subjected to the transportation dues, as municipalities are required to report certain information to the ARTM in connection with such work.

If the answer to all of the above questions are positive, transportation dues apply and the reader may proceed with the last steps:

- **Amount of dues:** What is the amount of the transportation dues applicable to such work?
- **Who pays the dues:** Who is (are) the person(s) responsible for, or exempted from, payment of the transportation dues?

## 4 Where do the transportation dues apply?

---

References: *By-law respecting transportation dues regarding the Réseau express métropolitain*, (Act respecting the *Autorité régionale de transport métropolitain* (Chapter A-33.3, r. 1), Sections 3, 11, 13, Schedules A and B

---

Transportation dues apply in zones lending themselves to coordination of urbanization and shared transportation services financed by the ARTM, even in part, through the imposition of transportation dues (hereafter referred to as **transportation dues zones**). These transportation dues zones are identified in Schedule B of the By-law.

### 4.1 DELINEATION OF THE TRANSPORTATION DUES ZONES

Transportation dues zones correspond to a circle having a one-kilometre radius from each station of the REM, except with respect to the following three stations, where they correspond to a circle having a radius of 500 metres: Édouard-Montpetit, Gare centrale and McGill.

The boundaries of the zones are adjusted to exclude: 1) any immovable situated in an agricultural zone; and 2) any lot from which access to a REM station is not possible in all seasons, on foot or by vehicle, owing to the presence of a watercourse.

A list of the lots of the cadastre of Québec situated wholly or partly within each transportation dues zone on a given date is included for indicative purposes, for ease of reference. This list of lots is not regularly updated. It is therefore important to consider any lot not listed in such list but which may be situated wholly or partly within a transportation dues zone at the time of issuance of any permit, in order to reflect any cadastral operation occurring subsequently.

To ascertain whether a building is situated wholly or partly within a transportation dues zone, the location of the building must be established in reference to the area of a transportation dues zone, which area is determined as a function of the radius of the transportation dues zone using the Cartesian coordinates of each of the stations set out in Schedule B of the By-law, which are based upon the North-American system of terrestrial reference NAD83 (North American Datum of 1983) and the Modified Transverse Mercator zone 8 projection system (MTM8), in accordance with the *Système québécois de référence cartographique* (SQRC) .

To facilitate application of the By-law, the ARTM makes geomatic data available on its [website](#) in connexion with the location of each of the transportation dues zones.

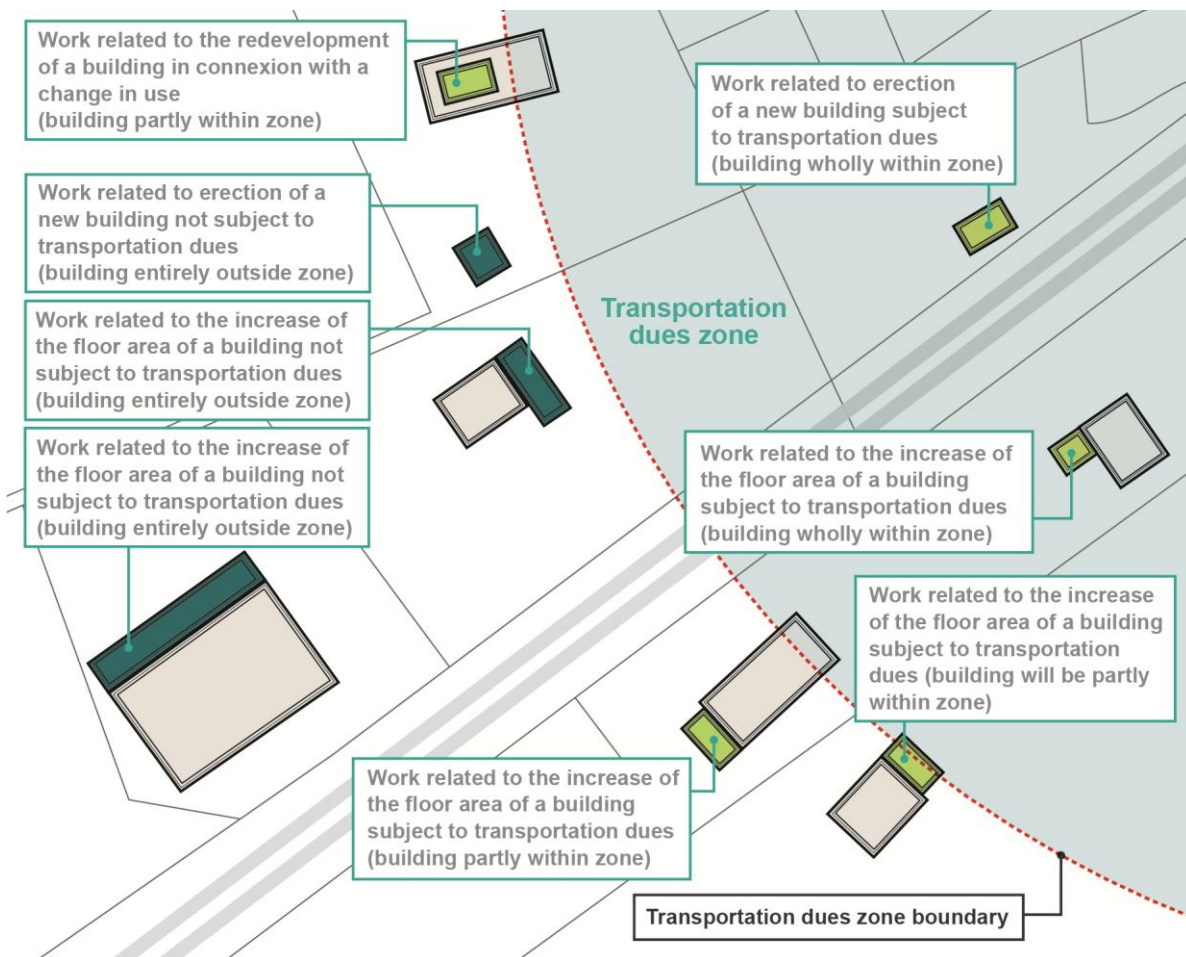
## 4.2 TYPICAL EXAMPLES RELATING TO LOCALISATION

### 4.2.1 WORK IN RESPECT OF A BUILDING LOCATED WHOLLY OR PARTLY IN A TRANSPORTATION DUES ZONE

Work is subjected to transportation dues if it is of a type set out in the By-law and carried out in respect of a **building wholly or partly** situated in a transportation dues zone.

The following figure illustrates different hypothetical cases in order to illustrate the application of the By-law:

**Figure 4.1. Applicability of transportation dues based on the localisation of a building in respect of which work of a type set out in the By-law is carried out**

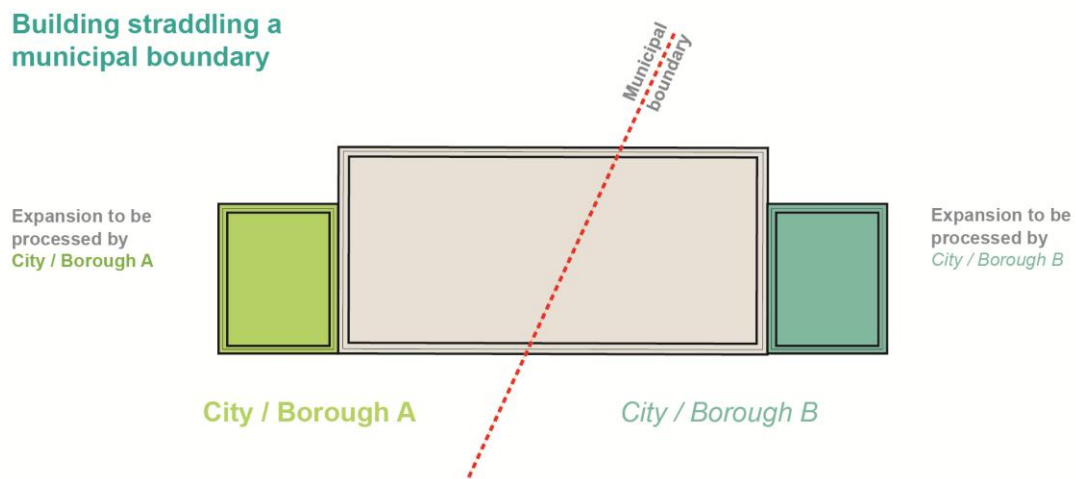


#### 4.2.2 WORK IN RESPECT OF A BUILDING LOCATED IN MORE THAN ONE MUNICIPALITY OR BOROUGH

When work of a type set out in the By-law is carried out in respect of a building located wholly or partly within a transportation dues zone, and the said building is located in the territory of more than one municipality or borough, each municipality or borough collects the transportation dues relating to work carried out in its territory and for which it issues a permit.

The figure below illustrates a hypothetical expansion of a building straddling a municipal or borough boundary, to provide a visual illustration of the application of the By-law.

**Figure 4.2. Building located in the territory of more than one municipality or borough**



### 4.3 QUESTIONS AND ANSWERS

| QUESTIONS   | ANSWERS  |
|---|--|
| Q1. How can one know where the transportation dues zone boundary is located?  | A1. Transportation dues zones are illustrated in Schedule B of the By-law. To facilitate application of the By-law, the ARTM has published geomatic files of transportation dues zones on its website ( <a href="https://www.artm.quebec/financer/redevances-rem/">https://www.artm.quebec/financer/redevances-rem/</a> ). |
| Q2. The REM station of the relevant transportation dues zone is inaccessible from the relevant building without a major detour; is an exemption possible? | A2. No, a transportation dues zone corresponds to a circle determined by the radius measured from a station, and not by the distance of the pedestrian or road network one must traverse in order to reach it.   |

## 5 Which work is subject to the By-law?

### 5.1 TRANSPORTATION DUES TO BE PAID

---

References<sup>1</sup>: Sections 2, 10 and Act respecting the ARTM a. 97.6

---

All work of a type set out in the By-law which is subject to the transportation dues **requires** the issuance of a permit and the payment of the transportation dues.

The issuance of a permit is conditional on the payment of the transportation dues, as estimated by the municipality delivering the permit, based on information provided with the permit application.

Work subject to the payment of transportation dues carried out without a permit remains subject to the payment of transportation dues.

The dues collected are reimbursed if the permit to which they relate is cancelled. Any request for refund must be addressed to the municipality that issued the permit. The municipality will then conduct the necessary follow-ups with the ARTM.

---

<sup>1</sup> In the absence of an explicit reference, the sections mentioned are those of the By-law.



## 5.2 TYPES OF WORK SET OUT IN THE BY-LAW

---

References: Sections 3, 4 and Schedule D and Act respecting the ARTM a. 97.2

---

The following types of work are set out in the By-law as being subjected to the transportation dues:

1. Erection of a building;
2. Rebuilding of a building, except for floor area reconstruction following a fire that occurred in the preceding 24 months;
3. Increase in the floor area of a building;
4. Redevelopment of a building in connection with a change in use, even partial, consisting of a change from one to another of the following five classes, described in Schedule D of the By-law (reproduced in Section 5.2.1 of this application guide):
  1. Housing;
  2. Commerce and services / Office / Tourism accommodations or meeting venues;
  3. Collective or institutional installations
  4. Industry
  5. Parking

It is important to note that work in connection with a change in use, consisting of a change from one to another of the subclasses listed in the subparagraphs of the same class, is **not subject** to payment of transportation dues. For example, redevelopment work to transform urban planners' offices into lawyers' offices would not be subject because both of these uses are part of the same class.

Moreover, work carried out in respect of an immovable forming part of an **agricultural operation is not subject** to the payment of transportation dues [[RLRQ c. M-14 Section 36.0.1](#)].

### 5.2.1 CLASSES OF USE SET OUT IN SCHEDULE D

The classes of use and their associated uses set out in Schedule D are as follows:

#### 1. Housing

Uses of the “housing” family include notably residential buildings, detached or attached, having one or more residence or dwelling and collective housing facilities, supervised or not, having individual rooms, including notably, but without limitation:

- Single family, bi-family, tri-family housing or multi-family housing
- Multi-unit dwelling housing
- Collective housing, senior’s or student residence

#### 2. Commerce and services / Office / Tourism accommodations or meeting venues

Uses of the “commerce and services” family include establishments offering goods for sale, lease or exchange or offering services, including notably food services, alcoholic beverage services, entertainment services (which may notably include shows, dance, musical, visual or artistic performances), including notably, but without limitation:

- Convenience store, grocery or hardware store
- Shop or shopping mall
- Restaurant, bar, discotheque, performance hall, theater
- Movie theater, bowling alley, pool hall
- Sports hall, gym
- Daycare services, language school
- Personal care services, beauty parlor, hairdressing

Uses of the “office” family include office establishments, including notably, but without limitation:

- Architectural, city planning, engineering or legal services
- Medical or other health professionals services
- Real estate or financial services
- Administrative offices for financial or insurance affairs
- Administrative offices for a public or community organization
- Shared offices of a “coworking” type
- Specialized services in communications or telecommunication, mathematics and electronics, software programs or packages or in research

Uses of the “accommodations” family include tourism accommodation establishments or short term accommodation establishments or meeting venues offering, for remuneration or compensation, accommodations to persons or offering for lease meeting rooms, conference or congress centres, including notably, but without limitation:

- Hotels, motels, inns and tourist hostels or lodges
- Tourism residences
- Other accommodation services
- Meeting venues, conference or congress centres

### **3. Collective or institutional installations**

Uses of the “institutional” family include collective or institutional establishments or installations offering public, collective or institutional services, including notably, but without limitation:

- Public and private education establishments subject to the Education Act (chapter I-13.3), the General and Vocational Colleges Act (chapter C-29), the Act respecting educational institutions at the university level (chapter E-14.1) and those accredited under the Act respecting private education (chapter E-9.1), including notably primary and secondary schools, colleges and universities
- Childcare centres
- Public health and social services establishments, such as a hospital, a residential and long-term care centre or a re-adaptation centre
- Child and youth protection centres
- Public sports establishments, such as an arena, sports centre, pool or stadium
- Places of worship and establishments having a religious character, such as a residence for a religious institution, a cemetery or mausoleum
- Community centres
- Police or fire service stations
- City halls
- Prisons

#### **4. Industry**

Uses of the “industry” family include establishments where is carried out the production or supply of industrial or para-industrial goods or services (which may also include the conception or tune-up of goods, products or processes), the operation of an industrial process, the processing of raw materials, the storage and distribution of data, offering of bulk goods or services for sale, lease or exchange, including notably, but without limitation:

- Establishments where is carried out :
  - industrial or manufacturing production
  - transformation activities, including bodyworks and repair shops, welding shops, machining plants
  - cinematographic production studios
  - industrial laundry or linen services
  - bulk sale or distribution of goods and products, including food products, clothing, professional equipment or parts
  - bulk or large scale storage
- Logistics or distribution centres
- Auto-mechanics shops, car maintenance service or service station
- Installations for electronic equipment used to store, distribute or process data
- Research and development centres for specialized or emerging technology, including pharmaceutical research, physics and chemical science, health sciences, mathematics or electronics

#### **5. Parking**

Uses of the “parking” family include establishments offering parking services located within a building, whether fee-charging or not, for short or long term.

## 5.3 APPLICABILITY OF THE BY-LAW

References: Sections 4, 5 and 9 and Act respecting the ARTM Section 97.2

### 5.3.1 MINIMUM THRESHOLDS

In order for transportation dues to apply, work of a type set out in the By-law must meet two conditions which serve as minimum thresholds for application of the transportation dues.

Thus, work is subject to the payment of transportation dues where:

1. its value exceeds the applicable amount, after annual indexation thereof, which amount is, as of the date of this application guide, \$954 496 <sup>2</sup>
2. it covers a floor area equal to or greater than 186 m<sup>2</sup> (2,000 ft<sup>2</sup>).

Both conditions must be met for work to be subject to the payment of transportation dues. The following table illustrates various scenarios:

**Table 5.1. Applicability of transportation dues according to value of and floor area covered by work**

|  |                                 | Value of work  |  |
|--|---------------------------------|--|--|
|  |                                 | \$954 496 <sup>3</sup><br>or less                              | Over<br>\$954 496 <sup>4</sup>         |
| Total floor area<br>covered by the<br>work | Less than<br>186 m <sup>2</sup> | Not<br>applicable<br>(area too small<br>and value too<br>low). | Not<br>applicable<br>(area too small). |
|  | 186 m <sup>2</sup> or<br>more   | Not<br>applicable<br>(value too low).                          | Applicable                             |

The methods for determination of value of the work and the floor area covered by the work are set out respectively in Sections 5.3.2 and 6.1 of this guide.

<sup>2</sup> Amount for the year 2026. The ministère des Transports et de la Mobilité durable publishes the result of the indexation of the amount in the *Gazette officielle du Québec* annually. This information is available on the ARTM's [website](#).

<sup>3</sup> *Idem.*

<sup>4</sup> *Idem.*

### 5.3.2 DETERMINATION OF THE VALUE OF THE WORK

The value of the work is established:

- by the municipality;
- based on information provided with the permit application;
- at the time of **issuance** of the permit;
- and includes all of the following costs (excluding taxes):
  1. fees for supplying and installing all material and equipment integrated into the building, including the material and equipment relating to architecture, structure, mechanics and electricity, but not including fees for supplying and installing devices used in connection with an industrial process or industrial production nor fees for supplying and installing equipment aimed at making the building free from obstacles or barriers for persons with a mobility impairment;
  2. excavation and backfilling fees.

The value of the work represents the value of work of a type set out in the By-law carried out in respect of a building located wholly or partly within the charging zone.

### 5.3.3 AGGREGATION OF PRIOR WORK

Assessment of whether the threshold levels are met for work subject to payment of dues must take into consideration:

1. the value of the constructions and works and the movables incorporated<sup>5</sup>,

as well as

2. the floor area

previously authorized for a building owned by the same owner in the **48 months since the last authorization**, since the entry into force of the By-law.

For the purposes of application of the By-law, the “last authorization” refers to the **date of issuance of the permit under review**.

The purpose of this provision of Section 9 of the By-law is to prevent applicant from avoiding payment of the transportation dues by splitting up work of a type set out in the By-law.

---

<sup>5</sup> This value is assessed in the manner described in Section 5 of the Bylaw for the determination of the value of work of a type set out in the By-law. The notion of “incorporated movables” must also be interpreted in the same manner as the expression “materials and equipment integrated into the building” By way of example, a sprinkler system will be considered as an integrated movable.

Work for which the relevant permit was issued before May 1, 2018, the date of coming into force of the By-law, is not counted as falling within the 48-month period since the last authorization.

Table 5.2 set out, for illustrative purposes, a hypothetical example for the determination of applicability of the minimum thresholds. For the purposes of this example, it is assumed that, over time, several permit applications have been submitted for instances of work of a type set out in the By-law which, individually, do not meet the applicability thresholds, but which are subjected to the transportation dues once the aggregation of such work meets the minimum thresholds. The timeline in Figure 5.1 illustrates this example.

As provided for in the By-law, the aggregation of previously authorized work of a type set out in the By-law is possible in respect of a building owned by the same owner. Work carried out by a prior owner are excluded from the aggregation.

**Table 5.2. Hypothetical impact of previous work on the applicability threshold**

| Permit     |                         | Work   |                | Comments   |   |
|------------|-------------------------|--|----------------|--|---|
|            | Date of permit issuance | Floor area covered by the work (m <sup>2</sup> ) | Value (\$)     | Applicability and amount of transportation dues                            |   |
| <b>A</b>   | March 9, 2017           | Not applicable                                   | Not applicable | Not applicable   | Precedes the date of coming into force of the By-law  |
|            | May 1, 2018             |  |                |  | By-law comes into force.  |
| <b>B</b>   | April 1, 2019           | 100  | 300,000        | No   |   |
| <b>C</b>   | Sept. 1, 2020           | 20   | 10,000         | No   |   |
| <b>D</b>   | August 10, 2021         | 50   | 100,000        | No   |   |
| <b>E</b>   | April 20, 2022          | 50   | 100,000        | No   | Cumulative area is 220 m <sup>2</sup> , but cumulative value is only \$510,000.<br>(Aggregation includes Permits B, C, D and E)   |
| <b>F</b>   | August 15, 2023         | 150  | 500,000        | No   | Cumulative area is 270 m <sup>2</sup> , but cumulative value is only \$710,000.<br>(Aggregation includes Permits C, D, E and F)   |
| <b>N/A</b> | March 3, 2024           | 0  | 0              | No   | Permit application for a type of work not set out in the By-law (i.e. replacement of a sign).   |
| <b>H</b>   | Dec. 2, 2025            | 150  | 500,000        | Yes<br>Dues = 350 m <sup>2</sup> x [rate as indexed in 2025 <sup>6</sup> ] | Cumulative area is 350 m <sup>2</sup> , and cumulative value is \$1,100,000*.<br>(Aggregation includes Permits E and F)   |
| <b>I</b>   | Sept. 25, 2026          | 100  | 300,000        | No   | Transportation dues were paid at the time of the previous permit issuance. The floor area in respect of which transportation dues were paid is not counted twice.<br>(Aggregation may only include Permit I). |

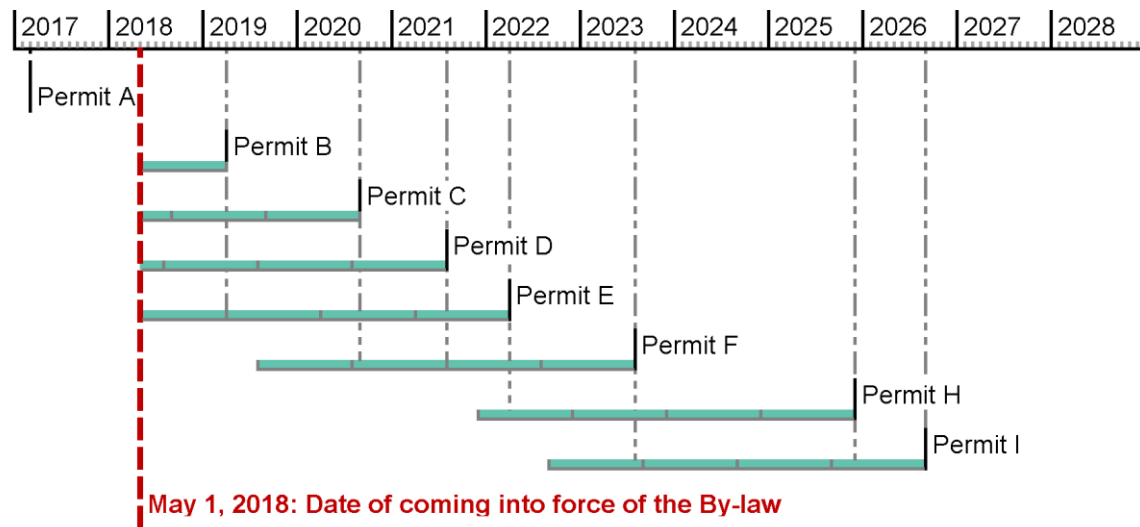
\* Assuming that the minimum value threshold, as indexed, is less than this amount.

Figure 5.1 illustrates the example set out in Table 5.2 in a timeline format.


<sup>6</sup> Transportation dues are indexed on January 1 of each year. Indexation rate is available on the ARTM's website.



**Figure 5.1. Hypothetical impact of previous work on the applicability threshold**



**Legend:**

 Period during which prior work is aggregated (48 months, but not before the date of coming into force of the By-law).

Transportation dues apply when the minimum thresholds are met, taking into account the aggregation of work of a type set out in the By-law carried out during the **48 months preceding the last authorization**.

The applicable rate of transportation dues is the rate then in effect on the date of issuance a permit that meets the minimum thresholds (with or without aggregation of prior work).

The relevant provisions of the By-law do not permit to take into consideration the progressive application of the rate of transportation dues in respect of the applicability of transportation dues to work aggregated over a period of **48 months preceding the last authorization**.

## 5.4 QUESTIONS AND ANSWERS

| QUESTIONS  | ANSWERS   |
|--|---|
| Q3. Does refusal to pay the transportation dues prevent issuance of a permit?  | A3. Yes. Since May 1, 2018, for work of a type set out in the By-law which is subjected to the payment of transportation dues, the issuance of a permit is conditional upon payment of said dues.         |
| Q4. Do transportation dues apply to redevelopment work in connection with a change in use from one subclass - to another subclass, if both subclasses are comprised within the same class in Schedule D? | A4. No, only redevelopment work in connection with a change in use from one class to another is subject to the payment of transportation dues   |
| Q5. Is a change in use from one class to another, made without requiring any redevelopment work, subject to the payment of transportation fees?  | A5. No, because it is the work which is subject to the payment of transportation dues.  |
| Q6. If the property is sold, is there a “reset” of the aggregation of prior work?  | A6. Yes.  |
| Q7. How are prior work which do not meet the minimum thresholds tracked, given that they are not subjected to the payment of transportation dues?  | A7. Schedule E, or the “Formulaire relatif à la redevance” if required by the municipality, filled out by applicants, allows to track work which are not subjected to the payment of transportation dues. |

## 6 How is the amount of the transportation dues calculated?

References: Section 6

### 6.1 DETERMINATION OF THE FLOOR AREA

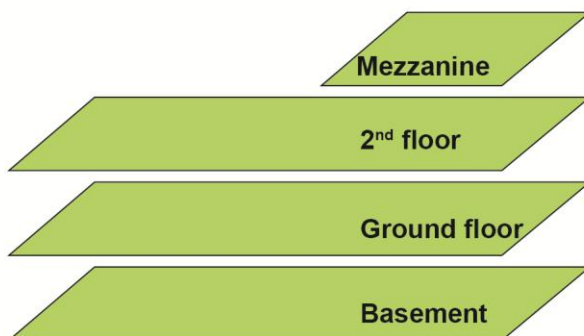
The floor area of work subject to the payment of transportation dues is equal to **the sum of all floors covered by the work, including each mezzanine and basement floor.**

Floor area is measured from the **outside surface of the external walls of the building.**

In the case of semi-detached or attached buildings, the property line is deemed to be an external wall, given that the floor area which is subject to the payment of transportation dues cannot exceed that of the immovable of the owner who is the debtor of the transportation dues.

If the floor area covered by the work overlaps a division between two or more fractions of divided co-ownership or modality or dismemberment of the right of ownership—or any other division of premises, units, units, dwellings or other—within the same building located wholly or in part in a transportation dues zone, no distinction is made as to the property or demarcation line since the floor area is located in the same building.

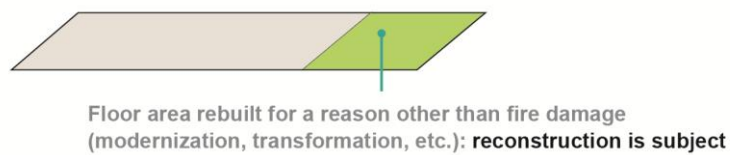
**Figure 6.1. Floor areas (erection of a building)**



Upon the reconstruction of a building following a fire, the floor areas rebuilt by reason of the fire **are not subject** to the payment of transportation dues if the fire occurred during the 24 months preceding the reconstruction. However, if increases in floor area are built concurrently, the increases **are subject** to the payment of transportation dues.

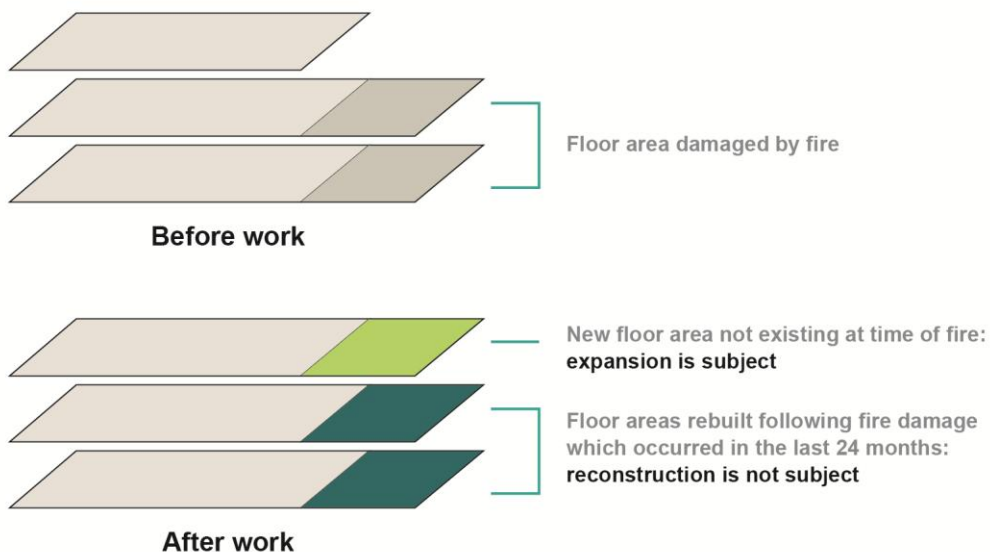
**Figure 6.2. Floor areas (reconstruction of a building)**

### RECONSTRUCTION



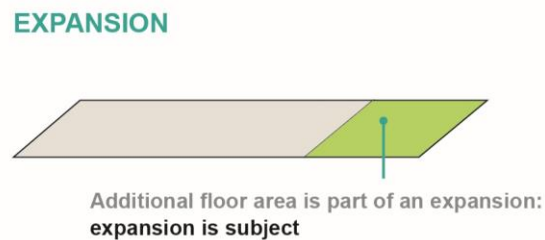
**Figure 6.3. Floor areas (building reconstruction following fire damage)**

### DAMAGE



For work carried out to **increase the floor area of a building**, only floor areas covered by such work are taken into account.

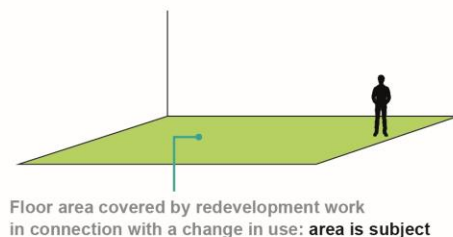
Figure 6.4. Floor area (building expansion)



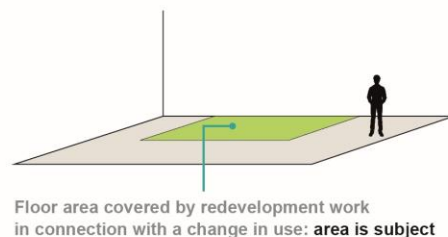
For work carried out to redevelop a **building in connection with a change in use**, even partial, consisting of a change from one to another of the five classes described in Schedule D (see Section 5.2.1), in the absence of exterior walls, the external surface of the walls delineating the work should be used. In the complete absence of walls, it is the floor area covered by the work that must be used in calculating the minimum thresholds and the amount of the transportation dues.

Figure 6.5. Floor area (redevelopment work in connection with a change in use)

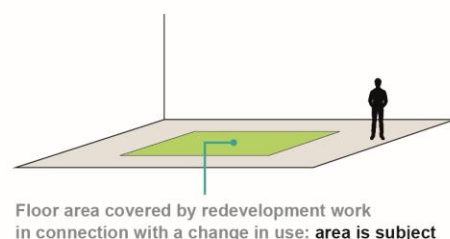
**CHANGE IN USE FOR  
AN ENTIRE FLOOR**



**CHANGE IN USE FOR  
PART OF A FLOOR**

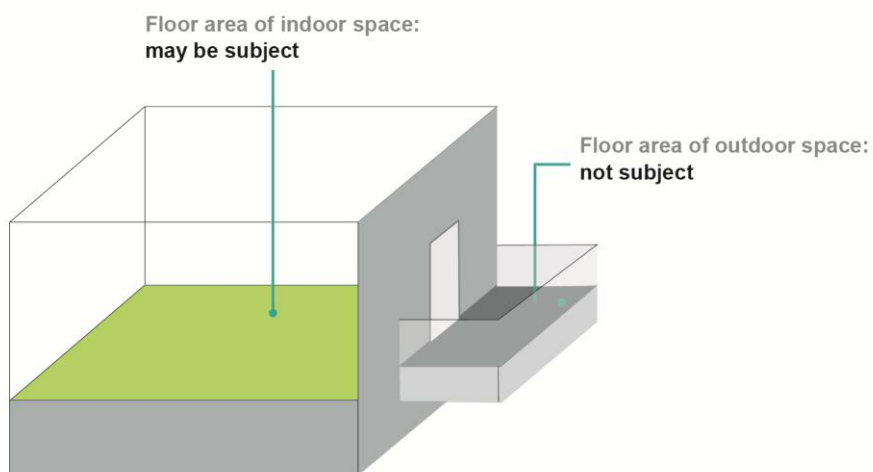


**CHANGE IN USE FOR  
PART OF A FLOOR**

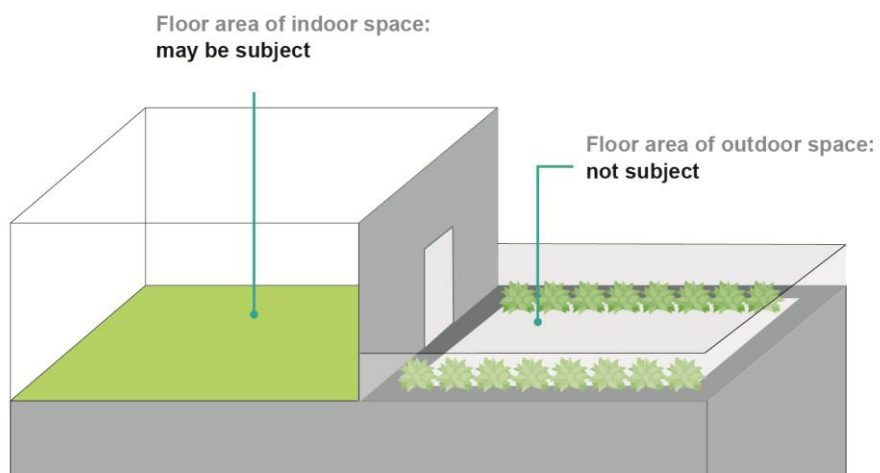


The floor area calculation excludes the area of outdoor spaces (such as a balcony or rooftop terrace).

**Figure 6.6. Outdoor floor area – Example 1**



**Figure 6.7. Outdoor floor area – Example 2**



## 6.2 QUESTIONS AND ANSWERS

| QUESTIONS  | ANSWERS  |
|--|--|
| Q8. Do excavation and backfilling fees include the cost of environmental rehabilitation of land? | A8. No, only the cost of excavation and backfilling for foundations are subject to transportation dues. Given that excavation and backfill operations have no actual floor, they are considered only for the purposes of determination of the value of the work. |
| Q9. Is underground parking considered part of the floor area?                                    | A9. Yes.   |
| Q10. Is an indoor pool area considered part of the floor area?                                   | A10. Yes.  |
| Q11. Is a rooftop pool area considered part of the floor area?                                   | A11. No, the area is not considered if it is outdoors.   |

## 7 When are the transportation dues collected?

References: Sections 3 and 8

Transportation dues are calculated **at the time of issuance of the relevant permit** in respect of subject work.

Transportation dues must be paid **in full at the time of issuance of the permit**, and are payable by **bank draft** only.

### 7.1 QUESTIONS AND ANSWERS

| QUESTIONS   | ANSWERS   |
|---|---|
| Q12. Why isn't payment of the transportation dues required at the time of filing of a permit application?   | A12. The By-law requires that the transportation dues be paid at the time of issuance of the permit. Applicants may therefore be required to make two separate payments: one for the permit fees and one for the transportation dues. |
| Q13. Certain permits can be paid for with a credit card or cash; is it necessary to require a separate type of payment for the transportation dues? | A13. Yes. The By-law requires that transportation dues be paid by bank draft. It should be noted that the minimum amount to be paid is \$25,110 (i.e. 186 m <sup>2</sup> multiplied by \$135).  |



## 8 How much are the transportation dues?

---

References: Section 3, Schedule C, Act respecting the ARTM, Section 97.2 al. 2 and Section 97.3, Act respecting the REM, Section 85

---

### 8.1 FORMULA FOR CALCULATING THE AMOUNT OF TRANSPORTATION DUES

The amount of the transportation dues corresponds to the product of the rate of the transportation dues by the floor area covered by the work.

**Transportation dues = Rate of transportation dues X Floor area covered by the work**

If the building in respect of which work of a type set out in the By-law is carried out is located within more than one transportation dues zone, the transportation dues are calculated only once.

### 8.2 RATE OF TRANSPORTATION DUES

The rate of transportation dues is the same for all transportation dues zones.

The rate of transportation dues is set out in Schedule C of the By-law and reproduced below.

**Table 8.1. Rate of transportation dues by station**

| Zone                        | Rate (\$/m <sup>2</sup> ) | Zone                                  | Rate (\$/m <sup>2</sup> ) |
|-----------------------------|---------------------------|---------------------------------------|---------------------------|
| Station Deux-Montagnes      | 135                       | Station McGill                        | 135                       |
| Station Grand-Moulin        | 135                       | Station Gare Centrale                 | 135                       |
| Station Sainte-Dorothée     | 135                       | Station Griffintown-Bernard-Landry    | 135                       |
| Station Île-Bigras          | 135                       | Station Île-des-Sœurs                 | 135                       |
| Station Pierrefonds-Roxboro | 135                       | Station Panama                        | 135                       |
| Station Sunnybrooke         | 135                       | Station Du Quartier                   | 135                       |
| Station Bois-Franc          | 135                       | Station Brossard                      | 135                       |
| Station Du Ruisseau         | 135                       | Station L'Anse-à-l'Orme               | 135                       |
| Station Montpellier         | 135                       | Station Kirkland                      | 135                       |
| Station Côte-de-Liesse      | 135                       | Station Fairview-Pointe-Claire        | 135                       |
| Station Ville-de-Mont-Royal | 135                       | Station Des Sources                   | 135                       |
| Station Canora              | 135                       | Station Marie-Curie                   | 135                       |
| Station Edouard-Montpetit   | 135                       | Station YUL-Aéroport-Montréal-Trudeau | 135                       |

The rate of transportation dues is indexed annually on January 1 according to the Consumer Price Index (CPI) for the province of Quebec, as provided for in the By-law and the *Act respecting the ARTM*. The indexation method is the same as that applicable to the indexation of the minimum threshold for the value of the work (presently an amount of \$954 496 <sup>7</sup>).

<sup>7</sup> Amount for the year 2026. The ministère des Transports et de la Mobilité durable publishes the result of the indexation of the amount in the *Gazette officielle du Québec* annually. This information is available on the ARTM's [website](#).

## 8.3 PROGRESSIVE APPLICATION OF THE RATE OF TRANSPORTATION DUES

As a transitory provision, the rate of transportation dues is reduced for the first few years. It will be increased progressively each year until it applies fully starting in 2021.

The proportion of the progressive application of the rate of transportation dues is as follows:

- May 1 to December 31, 2018 = **50%** of the rate of transportation dues;
- January 1 to December 31, 2019 = **65%** of the rate of transportation dues, as indexed;
- January 1 to December 31, 2020 = **80%** of the rate of transportation dues, as indexed;
- As of January 1, 2021 = **100%** of the rate of transportation dues, as indexed.

## 8.4 QUESTIONS AND ANSWERS

| QUESTIONS   | ANSWERS   |
|---|---|
| Q14. How can one find out what will be the new indexed rates of transportation dues?  | A14. The rate of indexation is the same as that published in the Minister of Transportation's indexation notice applicable to the minimum threshold for the value of work. This information is available on the ARTM's website. |
| Q15. How can one find out what is the applicable proportion of the progressive application of the rate of transportation dues during the transitory period? | A15. The relevant proportions are automatically modified on the given dates.  |
| Q16. The By-law does not refer to the progressive application of the rates of transportation dues, is this normal?  | A16. Yes, because the progressive application of the rate of transportation dues is provided for in the <i>Act respecting the REM</i> , not the By-law.   |

## 9 Who pays the transportation dues?

---

References: Sections 7, 8, 12, Act respecting the ARTM, Section 97.12 and Order 382-2018

---

### 9.1 WHO PAYS THE TRANSPORTATION DUES

The debtor is the “Owner” of an immovable on which subject work is carried out.

“Owner” means one of the following persons:

1. the person holding the **right of ownership** in an immovable;
2. the person possessing an immovable as the **emphyteuta**;
3. the person possessing an immovable as the **usufructuary**;
4. the person holding a **right of superficies** in an immovable;
5. **the occupant** of an immovable belonging to a person referred to in [Section 97.12](#) of the *Act respecting the Autorité de transport régional métropolitain* (listed in Section 9.2 of this application guide) or belonging to any other person not subject to payment of the transportation dues, excluding occupancy by any of those persons;
6. the **syndicate of co-owners**.

Payment by a third person is deemed to be made on behalf of the owner. The transportation dues may thus be paid by the permit applicant or his/her/its mandatary.

It should be noted that in the event of a refund, the amount will be paid **to the person or entity whose name appears on the bank draft**, unless a power of attorney authorizes the payment to another third party.

## 9.2 WHO IS EXEMPTED

No transportation dues are payable by the following entities:

1. A **public body** within the meaning of the first paragraph of Section 3 of the *Act respecting Access to documents held by public bodies and the Protection of personal information* [RLRQ c. A-2.1, Section 3].  
For ease of reference, the [Liste de la Commission d'accès à l'information](#) identifies those public bodies. Professional orders on this list are not public bodies as defined in Section 3, and are therefore not exempt from transportation dues.
2. A **childcare centre** (*centre de la petite enfance*, or CPE) within the meaning of the *Educational Childcare Act* [RLRQ c. S-4.1.1].  
A childcare centre must hold a permit as set out in [Section 7](#) of this Act. A day care centre holding a permit as set out in [Section 11](#) of this Act does not constitute a childcare centre and is therefore not exempt.
3. A **non-profit body** or a **solidarity cooperative** that carries out work relating to an immovable that is or will be acquired, built or renovated under a **program** implemented under the *Act respecting the Société d'habitation du Québec* [chapter S-8] and for which an operating agreement is or will be in force, for the purposes specified in the agreement.  
[List of SHQ programs.](#)
4. A **mandatary of the State**  
The vast majority of mandataries of the State are public bodies referred to in Item 1. Without limitation, the following are also mandataries of the State: 1) [a subsidiary of the Société d'habitation du Québec](#) and 2) [a wholly owned subsidiary of the Caisse de dépôt et placement du Québec.](#)  
A subsidiary of the *Caisse de dépôt et placement du Québec* is not exempt from paying the dues when it carries on a commercial activity other than building or operating a shared transportation system. In such a case, it would be subject to the transportation dues despite its status as a mandatary of the State.
5. A **community action body** that receives financial assistance from a government department or body and that, as applicable:
  1. is registered as such on the [list of the Ministère de l'Emploi et de la Solidarité sociale](#); or
  2. holds a certificate in that regard issued by the Minister of Employment and Social Solidarity in the 12 months before the body applied for a permit for the work.

6. Any other person designated by the Government:

1. **Aéroports de Montréal** when it performs work related to a control tower, a hangar, a terminal or associated immovables on the site of Montréal–Pierre Elliott Trudeau International Airport, or any other person carrying out such work on this site. [\[Order 382-2018\]](#).

## 9.3 MIXED-USE BUILDINGS

It is possible that works of a type set out in the By-law take place within the same building but for the benefit of various occupants, some of whom may be exempt entities. The By-law applies such that the transportation dues are payable by the owner, typically the person whose name appears or will appear on the unit of assessment.

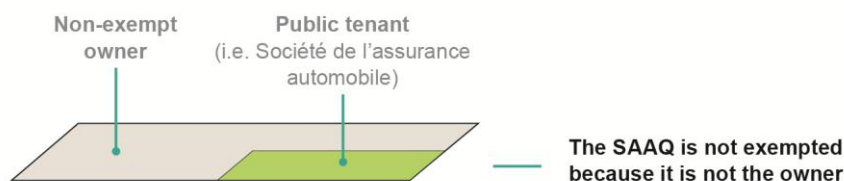
Two scenarios are possible, depending upon whether the building's owner is exempt or not.

### 9.3.1 WHEN AN EXEMPT ENTITY OCCUPIES A BUILDING WHOSE OWNER IS NOT EXEMPTED

Because the transportation dues are payable by the owner, an entity that is exempt (for example, a public body) must have the status of an owner (within the meaning given to this expression by the By-law, as set out in Section 9.1) in order to be exempt. Thus, if an exempt entity is an occupant (in the capacity of a tenant or otherwise) without being the owner (as defined in the By-law), work subject to the transportation dues will not be exempted.

Figure 9.1 sets out a hypothetical scenario, in order to illustrate the application of the By-law to an exempt entity who is the occupant of a building owned by a non-exempt entity.

**Figure 9.1. An exempt entity occupying a building owned by a non-exempt entity**



If, however, the exempt entity qualifies as the owner as defined in the By-law (for example, if the entity is usufructuary), the work subject to the transportation dues carried out by such entity may benefit from the exemption which relates to such entity's status or identity.

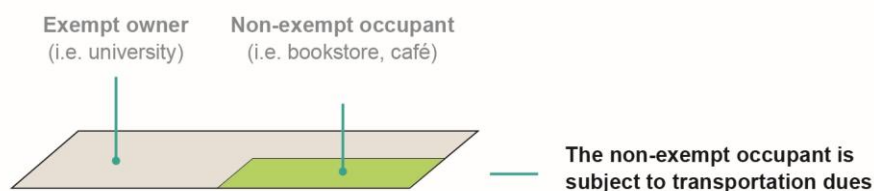
### 9.3.2 WHEN A NON-EXEMPT ENTITY OCCUPIES A BUILDING WHOSE OWNER IS EXEMPTED

Because transportation dues are payable by the owner, if an exempt entity carries out work subject to transportation dues in respect of a building which it owns, that work will be exempted. However, **the floor area where such work is carried out for an occupant who is not exempted will be subject to transportation dues** because that occupant will be considered as an owner within the meaning given to the term “owner” in the By-law (refer to Item 5 of Section 9.1).

If the municipal employees responsible for issuance of a permit in respect of such work notices that part of the floor area covered by the work is intended to be occupied by a non-exempt occupant, they must subject this floor area to the transportation dues if other applicability criteria are met.

Figure 9.2 set out a hypothetical scenario, in order to illustrate the application of the By-law to a non-exempt entity that occupies space in a building owned by an exempt organization.

**Figure 9.2. A non-exempt entity occupies a building owned by an exempt entity**



## 9.4 QUESTIONS AND ANSWERS

| QUESTIONS   | ANSWERS  |
|---|--|
| Q17. If work of a type set out in the By-law is carried out on a building leased by an exempt entity, is the work still subject to transportation dues?             | A17. Yes, as transportation dues must be paid by the owner.                          |
| Q18. If subject work is carried out on a building owned by an exempt entity, but whose occupant is not exempted, is said work still subject to transportation dues? | A18. Yes, transportation dues apply because the occupant is considered as the owner. |



## 10 Other provisions

---

References: Sections 13, 14, 15, 18, 19, Schedule E and Act respecting the ARTM, Section 97.10

---

### 10.1 OBLIGATIONS OF MUNICIPALITIES

#### 10.1.1 THE COLLECTION OF TRANSPORTATION DUES

The municipality is required to collect transportation dues for the ARTM.

The municipality must require the information and supporting documents set out in Schedule E, or the “Formulaire relatif à la redevance” if required by the municipality, in order to determine whether work set out in a permit application is subject to the transportation dues, which determination must take into account prior permits issued during the 48-month period preceding the last authorization.

**If the municipality did not previously require a permit to perform certain work subject to transportation dues, it must require one from now on. The municipality is responsible for issuing this permit.**

The municipality must notify the ARTM if it observes a discrepancy between the characteristics of the building once built and the information provided in the permit application. It must inform the ARTM if the discrepancy is such that it would cause the amount of the transportation dues to be increased or decreased, and the discrepancy relates to the following:

- The building location;
- The actual floor area of the subject work;
- The actual value of the subject work.

#### 10.1.2 REMITTANCE OF TRANSPORTATION DUES TO THE ARTM

The municipality must remit transportation dues to the ARTM three times per year according to the following schedule:

**Table 10.1. Dates of remittance of transportation dues to the ARTM**

| Relevant Period          | Remittance Date |
|--------------------------|-----------------|
| January 1 to April 30    | June 1          |
| May 1 to September 30    | November 1      |
| October 1 to December 31 | February 1      |

## 10.2 PENAL PROVISIONS

Failure or refusal to pay transportation dues is an offence.

The ARTM will institute penal proceedings as required.

In the event of the commission of an offence, the offender is liable to a fine set out in the By-law, equivalent to the sum of the transportation dues and an additional sum corresponding to the following:

**Table 10.2. Additional amounts applicable to fines**

| Offender        | Offence         | Additional amount |
|-----------------|-----------------|-------------------|
| Natural person  | 1st offence     | \$250 to \$5,000  |
|                 | Repeat offences | \$500 to \$10,000 |
| Other offenders | 1st offence     | \$250 to \$10,000 |
|                 | Repeat offences | \$500 to \$20,000 |

## 10.3 QUESTIONS AND ANSWERS

| QUESTIONS  | ANSWERS   |
|--|---|
| Q19. How will transportation dues be collected for work done without a permit? | A19. The municipality must notify the ARTM, who will take the necessary steps to obtain payment of the transportation dues. |

# Appendix 1 – By-law Structure

|                    | Sections   |
|--------------------|--|
| <b>CHAPTER I</b>   | <b>INTRODUCTION _____ 1 TO 2</b>   |
| <b>CHAPTER II</b>  | <b>DETERMINATION OF TRANSPORTATION DUES</b>  |
| Division 1         | Rate and calculation of dues ..... 3   |
| Division 2         | Work subject to payment of dues ..... 4  |
| Division 3         | Value of work ..... 5  |
| Division 4         | Determination of the floor area of work subject to payment of transportation dues ..... 6  |
| Division 5         | Payment of dues ..... 7 to 10  |
| <b>CHAPTER III</b> | <b>RULES FOR THE DETERMINATION OF ZONES LENDING THEMSELVES TO COORDINATION OF URBANIZATION AND SHARED TRANSPORTATION SERVICES _ 11</b> |
| <b>CHAPTER IV</b>  | <b>EXEMPTIONS _____ 12</b>   |
| <b>CHAPTER V</b>   | <b>OBLIGATIONS OF THE MUNICIPALITY _____ 13 TO 18</b>  |
| <b>CHAPTER VI</b>  | <b>OFFENCE PROVISIONS _____ 19</b>   |
| <b>CHAPTER VII</b> | <b>FINAL _____ 20</b>  |
| <b>SCHEDULE A</b>  | <b>DELINEATION AND STATIONS</b>  |
| <b>SCHEDULE B</b>  | <b>ZONES</b>   |
| <b>SCHEDULE C</b>  | <b>RATE OF TRANSPORTATION DUES PER SQUARE METRE OF AREA OF WORK SUBJECT TO PAYMENT OF DUES</b>   |
| <b>SCHEDULE D</b>  | <b>REDEVELOPMENT OF A BUILDING IN CONNECTION WITH A CHANGE IN USE</b>  |
| <b>SCHEDULE E</b>  | <b>WORK PERMIT ISSUE SYSTEM</b>  |

## Appendix 2 – Quick Reference Checklist

|                    |  |  |
|--------------------|--|--|
| <b>Where?</b>      | Is the building located wholly or partly within a transportation dues zone, or will its projected expansion be located within one?   | If yes, proceed to next step.<br>If no, follow the usual permit issuance procedure.  |
| <b>What?</b>       | Does the work include the following:<br>1. Erection of a building;<br>2. Rebuilding a building except for floor area reconstruction following a fire that occurred in the preceding 24 months;<br>3. An increase in the floor area of a building;<br>4. Redevelopment of a building in connection with a change in use, even partial, consisting of a change from one to another of the 5 classes described in Schedule D of the By-law. | If yes, proceed to next step.<br>If no, follow the usual permit issuance procedure.  |
| <b>Conditions?</b> | Does the floor area covered by the work measure 186 m <sup>2</sup> or more and does the value of the work exceed \$954 496 ? <sup>8</sup>  | If yes, proceed to next step.<br>If no, follow the usual permit issuance procedure and require a completed Schedule E, or the “Formulaire relatif à la redevance”.   |
| <b>Who?</b>        | Is the applicant on the list of entities exempted from paying transportation dues?   | If yes, check whether the exempted entity is considered an owner within the meaning of the Regulation<br><br>Where applicable, require a completed Schedule E including the floor area of the work intended for the exempt entity.<br><br>If no, proceed to next step. |
|                    | Calculate the applicable transportation dues.  |  |

<sup>8</sup> Amount for the year 2026. The ministère des Transports et de la Mobilité durable publishes the result of the indexation of the amount in the *Gazette officielle du Québec* annually. This information is available on the ARTM's [website](#).

